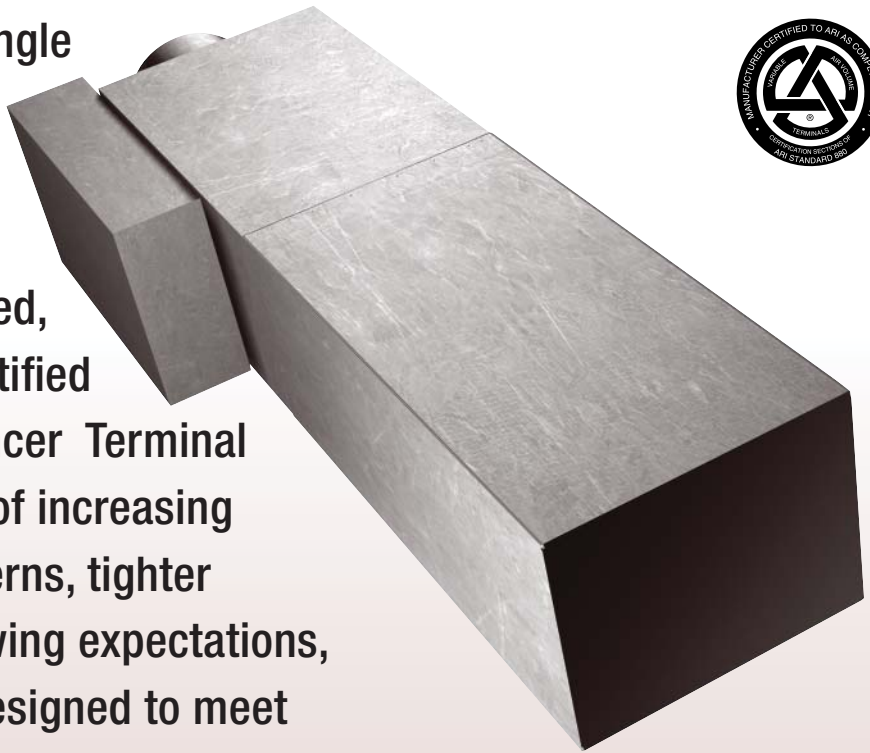


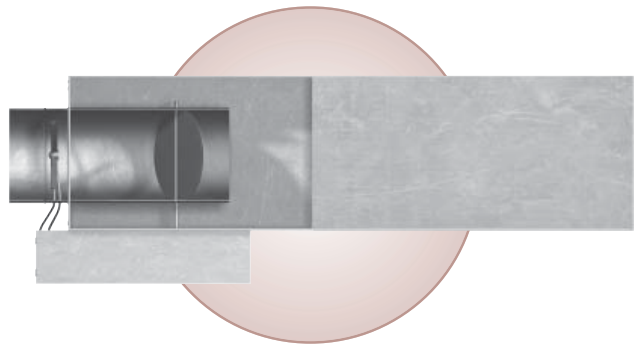
PRICE® QUIET SINGLE DUCT UNIT

► Introducing Price Single Duct “Q” series VAV Terminals, the industry’s first strategically designed, fully tested, and certified integrated VAV/Silencer Terminal unit. In an industry of increasing IAQ and noise concerns, tighter standards, and growing expectations, the Price SDVQ is designed to meet those challenges head on.



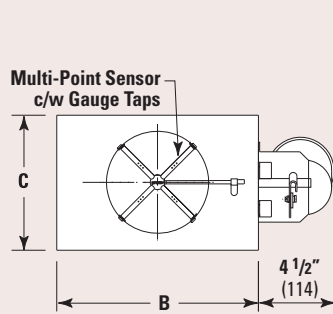
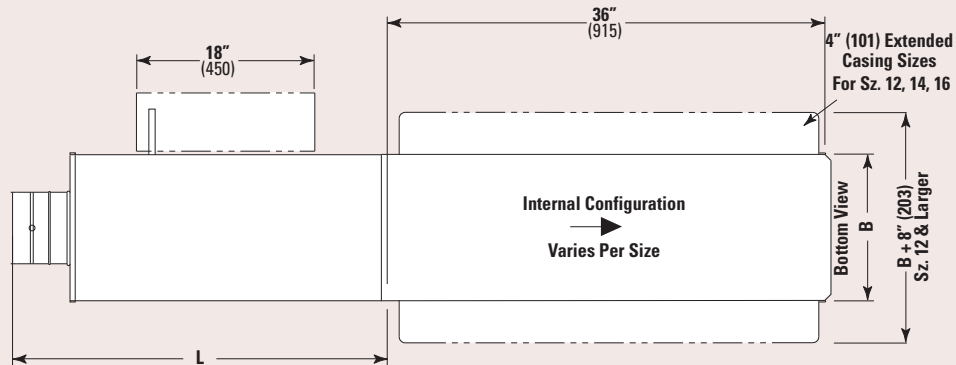
Features

- Perfectly mated VAV/silencer design for outstanding performance
- Extended VAV section reduces silencer self-generated noise and pressure drop.
- VAV section has 1” (26) thick, min 1.5 lb density fiberglass internal insulation which meets requirements of NFPA 90A and UL181.
- Capacities ranging from 66-4000 CFM in 6 sizes.
- Discharge silencer reduces or eliminates the requirement for downstream acoustic insulation.
- Complete assembly certified in accordance with ARI 880 certification program.
- Reliable catalog performance data simplifies selection.
- ETL Certification according to UL 873 and UL1995 when high voltage electrical components are required.
- Discharge complete with slip and drive connection.
- Full range of accessories available (i.e. coils, MOA).

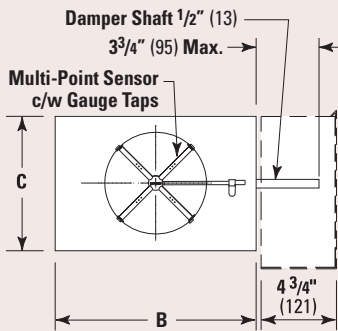


SPVQ/SEVQ/SDVQ Series

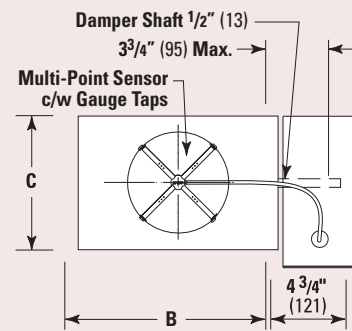
Features



SPVQ



SDVQ



SEVQ

Unit Size	Max L/s	Outlet B	Outlet C	Inlet A	Length L
6	450 (212mm)	12" (305mm)	8" (203mm)	6" (152mm)	32 1/2" (816mm)
8	800 (378mm)	12" (305mm)	10" (254mm)	8" (203mm)	32 1/2" (816mm)
10	1350 (637mm)	14" (356mm)	12 1/2" (318mm)	10" (254mm)	32 1/2" (816mm)
12	2100 (991mm)	16" (406mm)	15" (381mm)	12" (305mm)	32 1/2" (819mm)
14	3000 (1416mm)	20" (508mm)	17 1/2" (445mm)	14" (356mm)	35 5/8" (905mm)
16	4000 (1888mm)	24" (610mm)	18" (447mm)	16" (406mm)	35 5/8" (905mm)

General

- 1" (25) thick, min. 1.5 lb density fiberglass internal insulation which meets requirements of NFPA 90A and UL181.
- 22 ga. zinc-coated steel housing. Mechanically sealed and gasketed, leak-resistant construction.
- Rectangular discharge opening with slip and drive cleat duct connection.
- Control assembly will be supplied as illustrated on right hand side unless specified otherwise.
- Silencer medium pressure style, 22 ga. galvanized casing, 22 ga. perforated liner over fiberglass acoustic media.

SPVQ

- Pneumatic actuator supplied & mounted by Price.
- Clean, dry, 20 PSI (138 KPa) control air required.

SEVQ

- Electronic controls by Price.

SDVQ

- Actuator & controls by others.

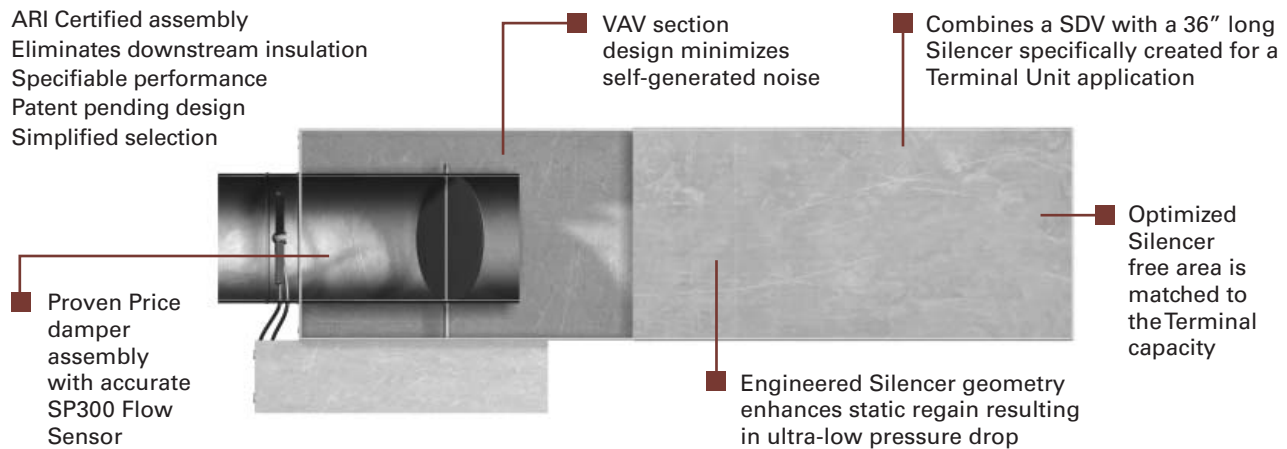
SPVQ/SEVQ/SDVQ Series

Product Information



PRICE SDVQ - Quiet Single Duct Terminal Unit

- ▶ ARI Certified assembly
- ▶ Eliminates downstream insulation
- ▶ Specifiable performance
- ▶ Patent pending design
- ▶ Simplified selection



The Price SPVQ (pneumatic controls), SEVQ (electronic controls), and SDVQ Digital controls single duct VAV assemblies integrate both VAV and Silencer Technology into one complete package. These units are designed to control airflow rate of conditioned air into an occupied space while achieving the lowest noise levels in the industry. The Q series terminal is ideal for noise-sensitive applications such as classrooms, libraries, performance halls and studios.

The acoustical discharge silencer is a direct coupled unit that mates perfectly with the VAV terminal unit. The VAV casing is lined with 1 inch insulation for optimum noise reduction and is designed to ensure an even velocity profile into the silencer section. The casing design and optimized silencer geometry reduce self-generated noise, minimize pressure drop and maximize acoustic attenuation. Extensive lab testing was used to determine the best combination of terminal and silencer configuration resulting in an assembly which achieves room noise levels of less than NC 35 without the addition of downstream acoustic insulation.

The complete VAV terminal/silencer assembly has been tested and certified in accordance with ARI Standard 880. The discharge and radiated sound data presented in this catalog is based on complete assemblies tested in the Price lab. No calculations or system effect assumptions are required to determine silencer performance.

In the past, selection of VAV terminals with silencers has been a complex and risky proposition. The designer had to select the silencer from a variety of available models, free areas and sizes, evaluating silencer attenuation, self-generated noise and pressure drop without really knowing the performance effect of a close coupled silencer/terminal combination. Price eliminates the guess work by providing an optimized, fully tested and certified assembly.

These fully tested units with optimized geometry have similar pressure drops to that of standard SDV units. This allows the engineer to eliminate allowances for extra silencer pressure drop in the HVAC system.

Price SDVQ series terminals are designed to take advantage of a silencer's acoustical and aerodynamic properties producing an extremely quiet unit while maintaining all the Price SDV standard features. (Refer to Price SDV catalog page F10 for all standard features and benefits associated to the SDV terminal unit.)

SPVQ/SEVQ/SDVQ Series



Typical Selection Guide

Unit Size	Airflow cfm L/s		Basic Unit In W.G. Pa		Discharge NC Basic Assembly ΔPs Across Unit				Radiated NC Basic Assembly ΔPs Across Unit													
					Min. ΔPs Across Assembly 1 Row Coil In W.G. Pa		2 Row Coil In W.G. Pa		Min. ΔPt. Basic Unit In W.G. Pa		(1) (2) W.G. W.G.		(1) (2) W.G. W.G.									
6	150	71	0.01	2	0.03	7	0.06	15	0.05	12	--	--	--	--	--	--	--	--	--	--		
	225	106	0.01	2	0.05	12	0.11	27	0.09	23	--	--	--	--	--	--	--	--	--	--		
	300	142	0.01	2	0.08	20	0.17	42	0.16	39	--	--	--	--	--	--	--	20	23			
	375	177	0.01	2	0.12	30	0.24	60	0.24	59	--	--	--	--	--	--	--	21	25	28		
	450	212	0.01	2	0.16	40	0.33	82	0.34	84	--	--	--	--	--	--	--	21	25	30	32	
8	400	189	0.01	2	0.08	20	0.17	42	0.09	23	--	--	--	--	--	--	--	--	--	--		
	500	236	0.01	2	0.12	30	0.24	60	0.14	34	--	--	--	--	--	--	--	--	21	23		
	600	283	0.01	2	0.16	40	0.33	82	0.19	48	--	--	--	--	--	--	--	--	24	26		
	700	330	0.01	2	0.2	50	0.42	105	0.26	65	--	--	--	--	--	--	--	23	27	29		
	800	378	0.01	2	0.25	62	0.52	129	0.34	84	--	--	--	--	--	--	--	21	25	29	32	
10	550	260	0.01	2	0.08	20	0.16	40	0.07	18	--	--	--	--	--	--	--	--	--	20		
	750	354	0.01	2	0.12	30	0.25	62	0.13	32	--	--	--	--	--	--	--	--	22	25		
	950	448	0.01	2	0.18	45	0.37	92	0.20	50	--	--	--	--	20	--	--	21	26	29		
	1150	543	0.01	2	0.25	62	0.51	127	0.29	72	--	--	--	22	--	24	20	--	24	29	32	
	1350	637	0.01	2	0.32	80	0.66	164	0.39	98	--	--	21	--	25	20	27	23	22	27	32	35
12	900	425	0.01	2	0.10	25	0.20	50	0.09	23	--	--	--	--	--	--	--	--	24	27		
	1200	566	0.01	2	0.16	40	0.33	82	0.16	39	--	--	--	21	--	23	--	--	22	28	32	
	1500	708	0.01	2	0.23	57	0.47	117	0.24	59	--	--	22	--	25	--	27	21	--	25	32	35
	1800	850	0.01	2	0.31	77	0.63	157	0.34	84	21	--	25	--	28	--	30	23	22	28	34	38
	2100	991	0.01	2	0.4	100	0.82	204	0.46	114	24	--	28	--	31	22	33	25	24	30	37	41
14	1000	472	0.01	2	0.07	17	0.13	32	0.06	16	--	--	--	--	--	--	--	--	--	22	26	
	1500	708	0.01	2	0.12	30	0.25	62	0.13	33	--	--	--	23	--	26	--	--	23	29	33	
	2000	944	0.01	2	0.2	50	0.4	100	0.23	57	--	--	23	--	28	--	30	23	21	28	34	37
	2500	1180	0.01	2	0.28	70	0.58	144	0.35	87	22	--	27	--	31	23	34	27	25	31	38	41
	3000	1416	0.01	2	0.38	95	0.79	197	0.50	125	25	--	30	20	34	26	37	30	28	34	41	44
16	1500	708	0.01	2	0.09	22	0.19	47	0.13	33	--	--	--	--	22	--	--	--	22	28	31	
	2000	944	0.01	2	0.15	37	0.3	75	0.23	57	--	--	--	23	20	27	24	--	26	32	36	
	2500	1180	0.01	2	0.21	52	0.43	107	0.35	87	--	--	23	--	27	24	31	28	24	30	36	40
	3000	1416	0.01	2	0.28	70	0.58	144	0.50	125	22	--	26	--	31	27	34	32	27	33	39	43
	3500	1652	0.01	2	0.37	92	0.75	187	0.68	169	24	--	29	23	34	30	37	34	29	35	42	45
4000	1888	0.01	2	0.46	114	0.94	234	0.88	220	27	--	31	25	36	32	39	37	31	38	44	48	

Performance Notes:

- NCs are derived from sound power levels, which are obtained in accordance with ARI Standard 880-98 and ASHRAE Standard 130-1996.
- Airflow is given in Cubic Feet/minute, CFM; and litres/second, L/s
- Blank spaces (-) indicate NCs less than 20.
- Asterisks indicate minimum static pressure of unit exceed the minimum operating pressure across the unit.
- ΔPs is the difference in static pressure from inlet to discharge of the unit.
- ΔPt is the difference in total pressure from inlet to discharge of the unit.
- Pressure is given in Pascals, Pa and Inches of Water Gauge, in.w.g.
- NC values are calculated based on typical attenuation values outlined in Appendix E, ARI Standard 885-98, "A Procedure for Estimating Occupied Space Sound Levels in the Application of Air Terminals and Air Outlets."

Radiated NC is based on 5/8" mineral fiber tile ceiling per ARI 885-1998 attenuation values.

Radiated Sound

Total Deduction	Octave Band Mid Frequency, HZ.					
	125	250	500	1000	2000	4000
All Sizes	18	19	20	26	31	36

(1) Discharge NC is based on environmental effect, end reflection, flex duct and sound power division **w/o lined duct** per ARI 885-1998 attenuation values.

Discharge Sound

Total Deduction	Octave Band Mid Frequency, HZ.					
	125	250	500	1000	2000	4000
< 300 cfm	22	22	27	28	30	22
300 – 700 cfm	25	25	30	31	33	25
> 700 cfm	27	27	32	33	35	27

(2) Discharge NC is based on environmental effect, end reflection, flex duct and sound power division and **with lined duct** per ARI 885-1998 attenuation values.

Discharge Sound

Total Deduction	Octave Band Mid Frequency, HZ.					
	125	250	500	1000	2000	4000
< 300 cfm	24	28	39	53	59	40
300 – 700 cfm	27	29	40	51	53	39
> 700 cfm	29	30	41	51	52	39

PRICE
INDUSTRIES

2975 Shawnee Ridge Court • Suwanee, Georgia USA 30024
Ph: 770.623.8050 • Fax: 770.623.6404

999 North Thornton Road
Casa Grande, Arizona USA 85222-3809

e.h.price
LIMITED

638 Raleigh Street • Winnipeg, Manitoba Canada R2K 3Z9
Ph: 204.669.4220 • Fax: 204.663.2715

PRICE[®]

www.price-hvac.com

